



District Report Card: 2017


State: Jammu And Kashmir	District: Reasi
Class: 3	Subject: Language
Schools: 61	Students: 444


Participation/Coverage


Students

<div>GENDER</div> <div></div>	Boys		Girls	
	Number	%	Number	%
	243	54.73	201	45.27

<div>AREA</div> <div></div>	Rural		Urban	
	Number	%	Number	%
	436	98.20	8	1.80

<div>CATEGORY</div> <div></div>	SC		ST		OBC		GEN	
	Number	%	Number	%	Number	%	Number	%
	38	8.56	150	33.78	56	12.61	200	45.05

<div>CWSN</div> <div></div>	LD	VI	HI	S&LD	ID	Oth
	0	2	1	1	0	1

<div>Management</div> <div></div>	Government		Government-aided	
	Number	%	Number	%
	444	100.00	0	0.00

Average Performance of Students in Language (%)

Overall	Gender		Area		Management		Social Group			
	Male	Female	Rural	Urban	Govt.	Aided	SC	ST	OBC	GEN
57.49	56.38	58.84	57.29	68.33	57.49	0.00	55.09	56.13	57.50	58.97

Performance on Learning Outcomes (LOs)

Learning Outcomes	Description	Average Performance(%)
L304	Reads small texts with comprehension i.e., identifies main ideas, details, sequence and draws conclusions	59.93
L312	Reads printed scripts on the classroom walls: poems, posters, charts etc.	52.61

Range of Performance of Students who Answered Correctly							
Below 30%		30% - 50%		50% - 75%		Above 75%	
Number	%	Number	%	Number	%	Number	%
46	10.36	129	29.05	163	36.71	106	23.87

Lowest Performing Learning Outcomes (LOs)

1 - Reads printed scripts on the classroom walls: poems, posters, charts etc. (52.61)

2 - Reads small texts with comprehension i.e., identifies main ideas, details, sequence and draws conclusions (59.93)